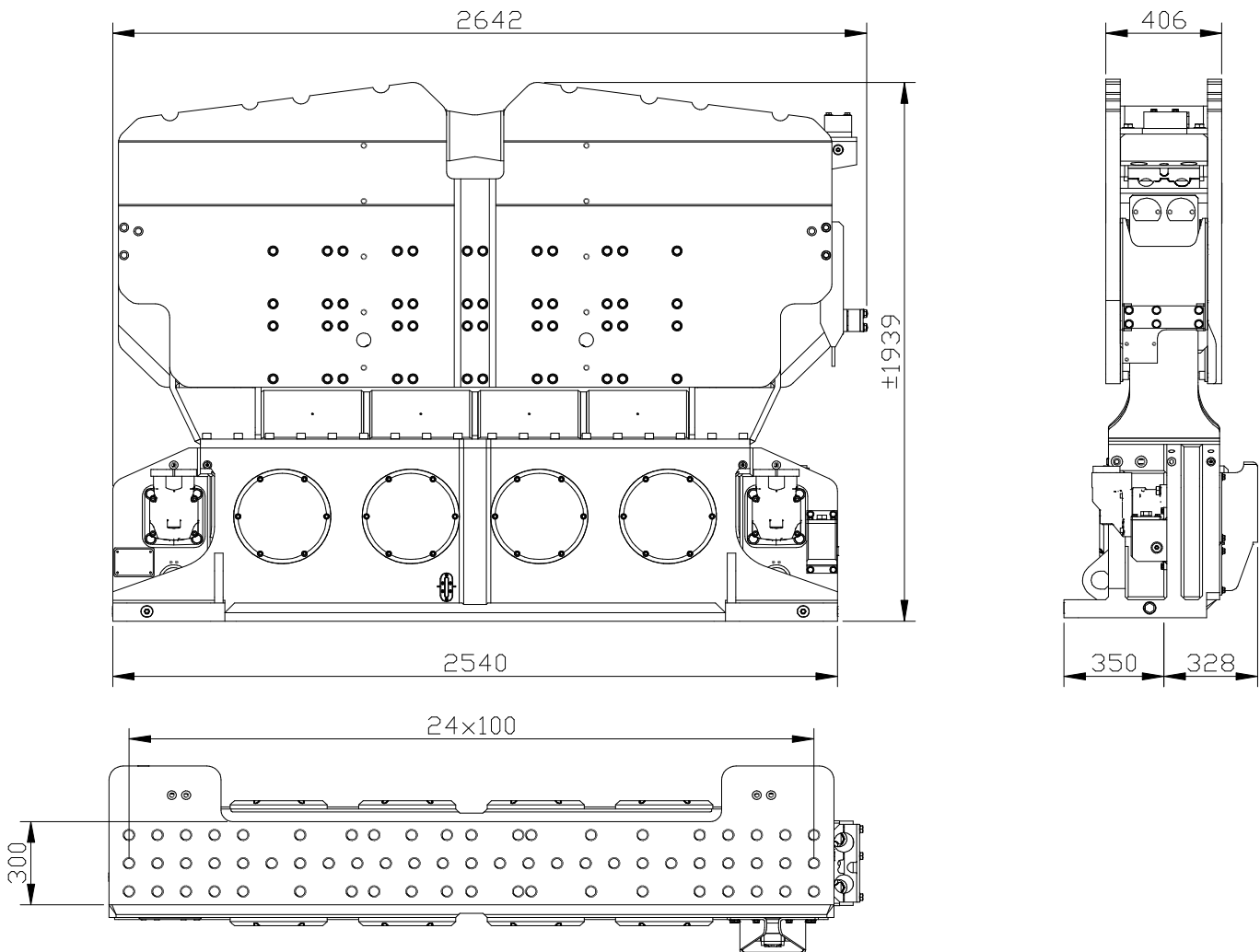
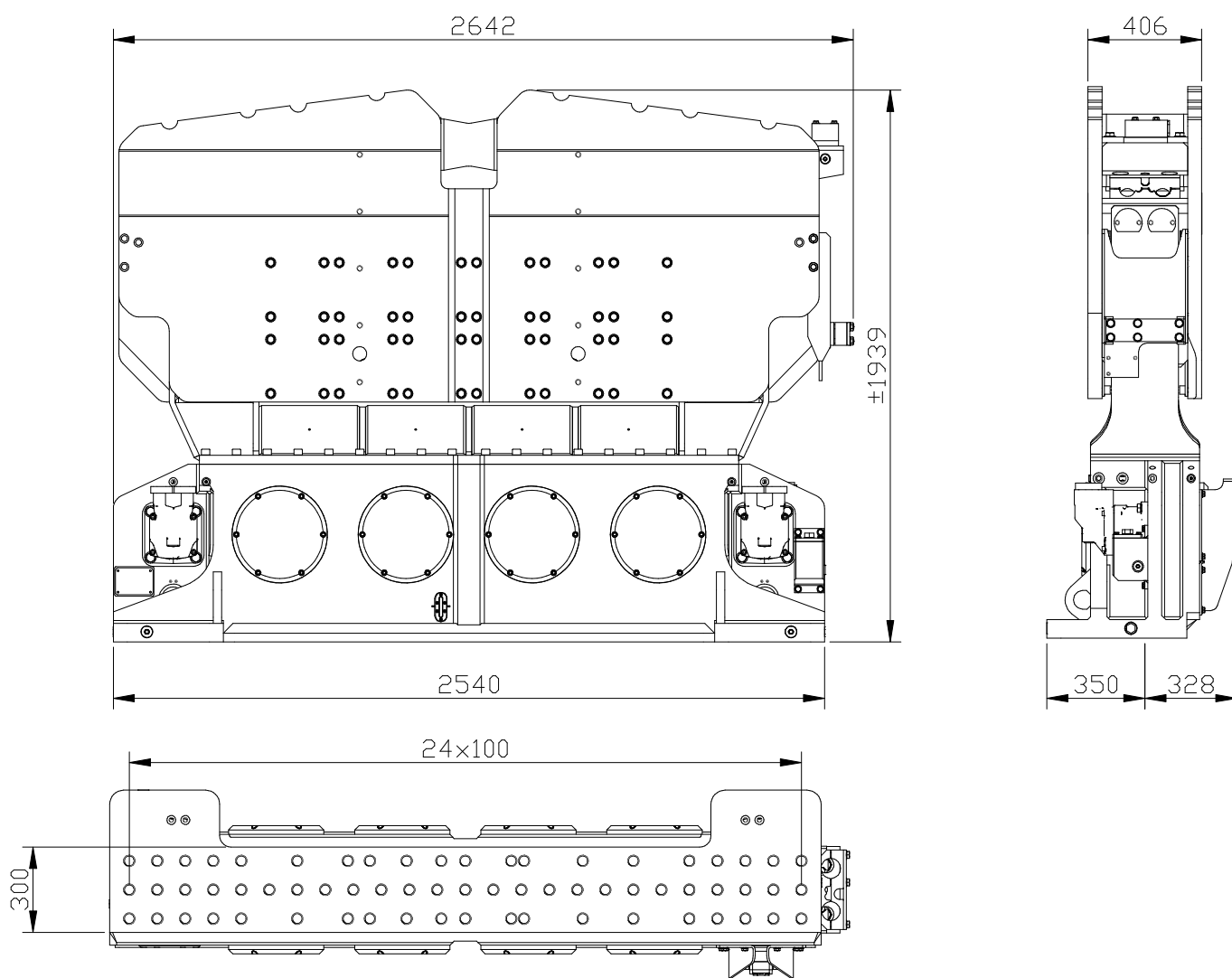


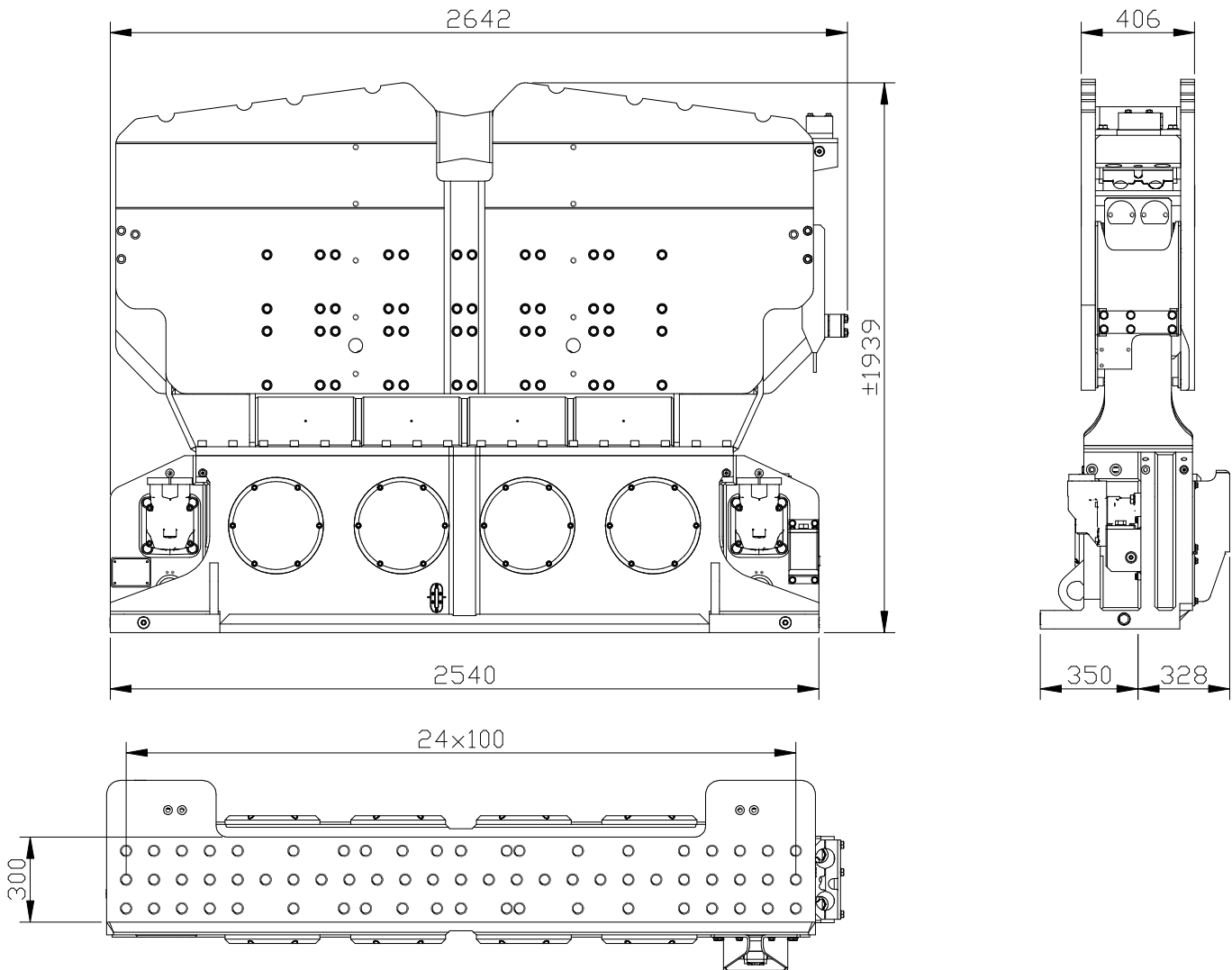
| Specifications : | | ICE 55NF | |
|----------------------------------|---------------|----------------------------|------------|
| Eccentric moment | 54 kgm | Clamps: | |
| Max. centrifugal force | 1711 kN | Sheet pile clamp | 200TU |
| Max. frequency | 1700 rpm | Transport weight per piece | 1300 kg |
| Max. amplitude excl. 200TU | 30,1 mm | Double clamps | 100TC |
| Max. amplitude incl. 200TU | 22,13 mm | Transport weight per piece | 690 kg |
| Max. static line-pull | 800 kN | | |
| Max. pull-down | 200 kN | | |
| Max. operating pressure | 350 bar | Powerpack: | |
| Max. oil flow | 617 l/min | Model | 600 series |
| Max. hydraulic power | 360/490 kW/HP | | |
| Forced lubrication | yes | | |
| Dynamic weight excl. 200TU | 3580 kg | Hose set: | |
| Dynamic weight incl. 200TU | 4880 kg | Length | 45 m |
| Total weight excl. 200TU & hoses | 5700 kg | Transport weight (±) | 1100 kg |



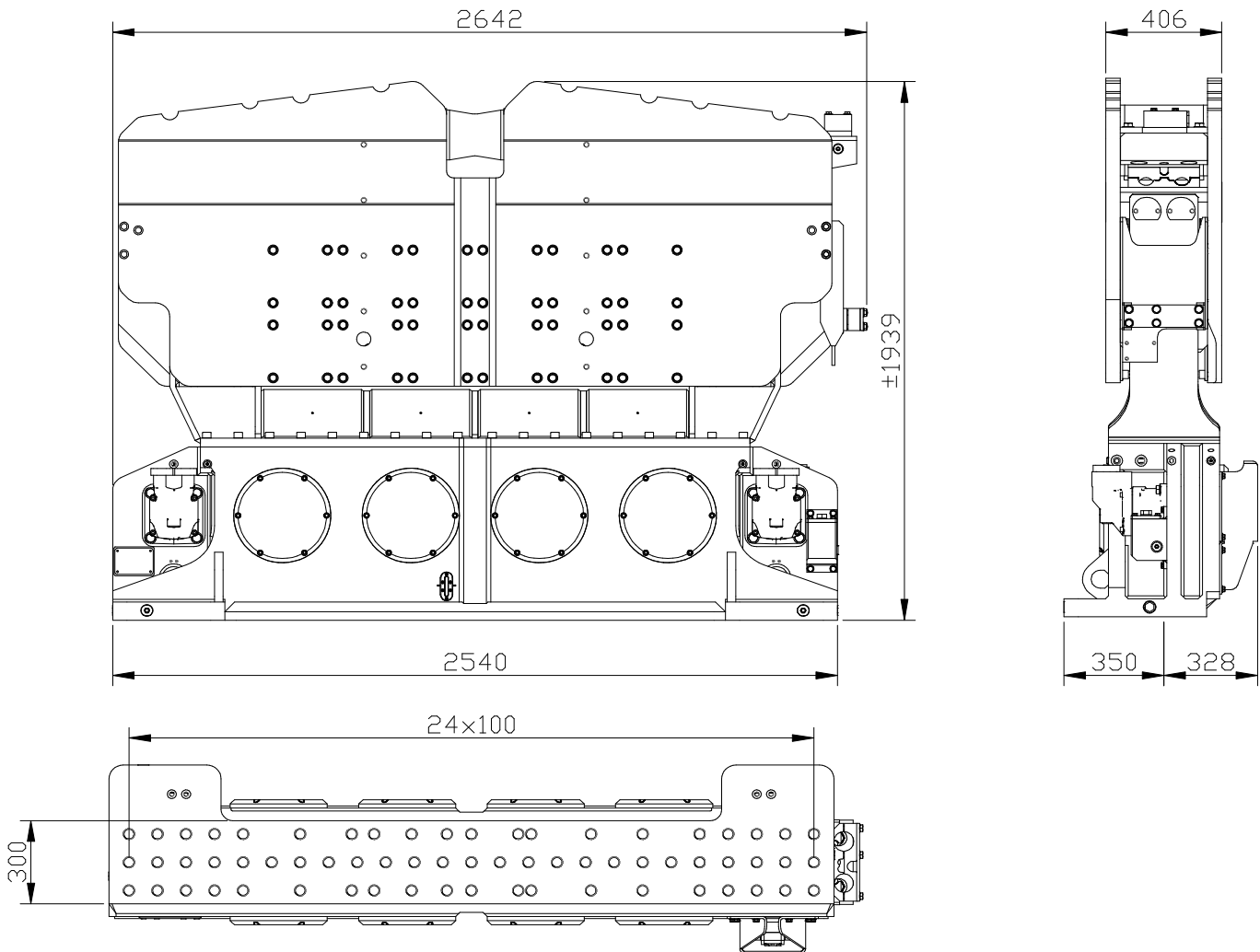
| Technische Daten : | | ICE 55NF | |
|-----------------------------------|---------------|-------------------------|------------|
| Statisches Moment | 54 kgm | Klemmzange: | |
| Max. Fliehkraft | 1711 kN | Universalzange | 200TU |
| Max. Drehzahl | 1700 rpm | Transportgew. pro Stück | 1300 kg |
| Max. Amplitude ohne 200TU | 30,1 mm | Rohrklemmzange | 100TC |
| Max. Amplitude mit 200TU | 22,13 mm | Transportgew. pro Stück | 690 kg |
| Max. Statische Zugkraft | 800 kN | | |
| Max. Vorspannung | 200 kN | | |
| Max. Betriebsdruck | 350 bar | Aggregat: | |
| Max. Fördermenge | 617 l/min | Modell | 600 series |
| Max. hydraulische Leistung | 360/490 kW/PS | | |
| Zwangsschmierung | ja | | |
| Dyn. Gewicht ohne 200TU | 3580 kg | Schlauchsatz: | |
| Dyn. Gewicht mit 200TU | 4880 kg | Länge | 45 m |
| Gesamtgew. Ohne 200TU & Schläuche | 5700 kg | Transportgewicht (±) | 1100 kg |



| Spécifications | | ICE 55NF | |
|---------------------------------|---------------|------------------------------|------------|
| Moment excentrique | 54 kgm | Pinces: | |
| Max. force centrifuge | 1711 kN | Pince palplanche | 200TU |
| Max. fréquence | 1700 rpm | Poids de transport par pièce | 1300 kg |
| Max. amplitude sans 200TU | 30,1 mm | Pince tube | 100TC |
| Max. amplitude avec 200TU | 22,13 mm | Poids de transport par pièce | 690 kg |
| Force de traction statique | 800 kN | | |
| Force maximale d'appui | 200 kN | | |
| Pression de travail max. | 350 bar | Groupe hydraulique: | |
| Débit d'huile max. | 617 l/min | Modèle | 600 series |
| Puissance hydraulique max. | 360/490 kW/ch | | |
| Huile lubrifiante | oui | | |
| Poids dynamique sans 200TU | 3580 kg | Jeu de tuyau: | |
| Poids dynamique avec 200TU | 4880 kg | Longueur | 45 m |
| Poids total sans 200TU & tuyaux | 5700 kg | Poids de transport (±) | 1100 kg |

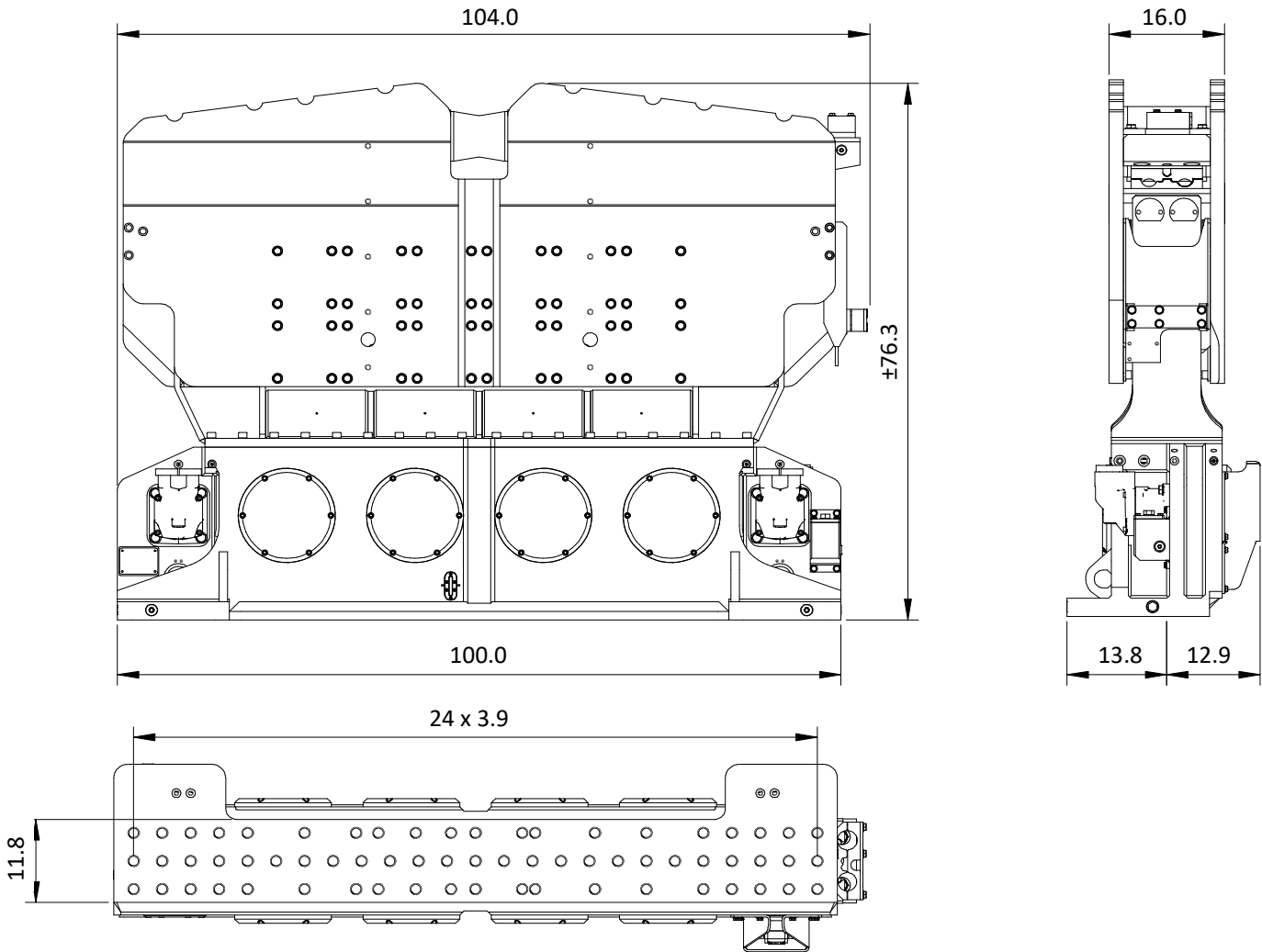


| Specificaties | | ICE 55NF | |
|-------------------------------------|---------------|---------------------------|------------|
| Excentrisch moment | 54 kgm | Klemmen: | |
| Max. centrifugaalkracht | 1711 kN | Damwandklem | 200TU |
| Max. toerental | 1700 rpm | Transportgewicht per klem | 1300 kg |
| Max. amplitude excl. 200TU | 30,1 mm | Pijpenklem | 100TC |
| Max. amplitude incl. 200TU | 22,13 mm | Transportgewicht per klem | 690 kg |
| Max. statische trekkracht | 800 kN | | |
| Max. voorspanning | 200 kN | | |
| Max. werkdruk | 350 bar | Aggregaat: | |
| Max. oliedoorstroming | 617 l/min | Model | 600 series |
| Max. hydraulisch vermogen | 360/490 kW/PK | | |
| Geforceerde smering | ja | | |
| Dynamisch gewicht excl. 200TU | 3580 kg | Slangenset: | |
| Dynamisch gewicht incl. 200TU | 4880 kg | Lengte | 45 m |
| Totaalgewicht excl. 200TU & slangen | 5700 kg | Transportgewicht (±) | 1100 kg |

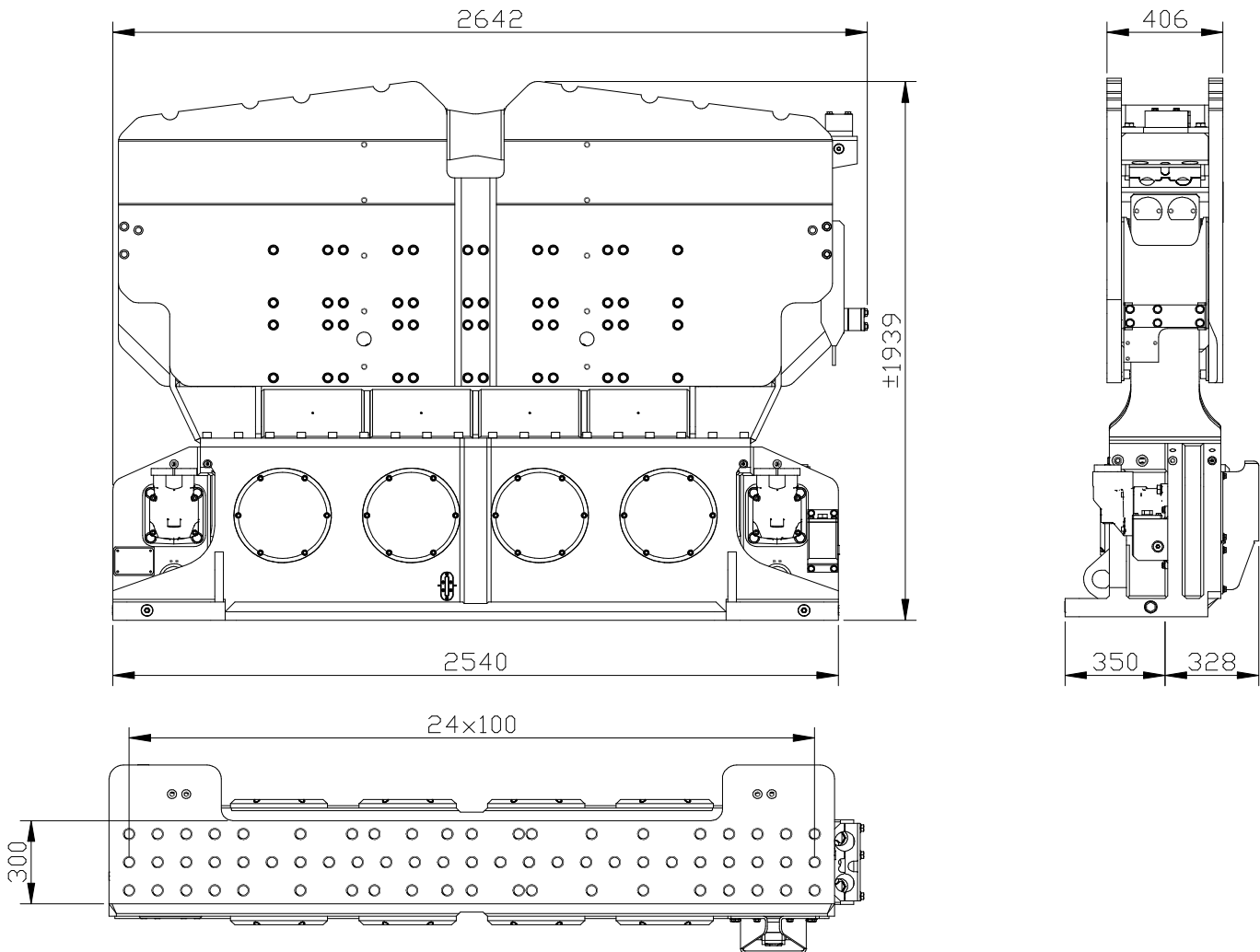


| Especificaciones | | ICE 55NF | |
|---|---------------|------------------------------|------------|
| Momento excéntrico | 54 kgm | Abrazadera: | |
| Fuerza centrífuga máxima | 1711 kN | Hoja abrazadera pila | 200TU |
| Frecuencia máxima | 1700 rpm | Peso de transporte por pieza | 1300 kg |
| Amplitud máxima excluyendo 200TU | 30,1 mm | Abrazadera de tubo | 100TC |
| Amplitud máxima incluyendo 200TU | 22,13 mm | Peso de transporte por pieza | 690 kg |
| Estático tracción máxima | 800 kN | | |
| Compresión máxima | 200 kN | | |
| Presión máxima de trabajo | 350 bar | Unidad de potencia: | |
| Flujo de aceite máximo | 617 l/min | Modelo | 600 series |
| Máxima potencia hidráulica | 360/490 kW/HP | | |
| Lubricación forzada | si | | |
| Peso dinámico excluyendo 200TU | 3580 kg | Conjunto de manguera: | |
| Peso dinámico incluyendo 200TU | 4880 kg | Longitud | 45 m |
| Peso total excluyendo 200TU & mangueras | 5700 kg | Peso de transporte (±) | 1100 kg |

Dimensions in inches



| Specifications | | ICE 55NF | |
|--------------------------------------|---------------|----------------------------|------------|
| Eccentric moment | 4,688 in-lbs | Clamps: | |
| Max. centrifugal force | 192 ton | Sheet pile clamp | 200TU |
| Max. frequency | 1,700 rpm | Transport weight per piece | 2,866 lbs |
| Max. amplitude excluding 200TU | 1.19 in | Double clamps | 100TC |
| Max. amplitude including 200TU | 0.87 in | Transport weight per piece | 1,521 lbs |
| Max. static line-pull | 82 ton | | |
| Max. pull-down | 20 ton | | |
| Max. operating pressure | 5,076 psi | Powerpack: | |
| Max. oil flow | 163 gal/min | Model | 600 series |
| Max. hydraulic power | 360/490 kW/HP | | |
| Forced lubrication | yes | | |
| Dynamic weight excluding 200TU | 7,893 lbs | Hose set: | |
| Dynamic weight including 200TU | 10,759 lbs | Length | 148 ft |
| Total weight excluding 200TU & hoses | 12,566 lbs | Transport weight (±) | 2,425 lbs |



| Specificatii : | | ICE 55NF | |
|--|---------------|----------------------------|------------|
| Moment excentric | 54 kgm | menghira: | |
| Fora centrifuga maxima | 1711 kN | menghina pentru palplanse | 200TU |
| Frecventa maxima | 1700 rpm | Greutatea de transport pp. | 1300 kg |
| Amplitudine maxima exclusiva. 200TU | 30,1 mm | menghina dubla | 100TC |
| Amplitudine maxima inclusivă. 200TU | 22,13 mm | Greutatea de transport pp. | 690 kg |
| Tractiune maxima statica | 800 kN | | |
| Trage în jos maxima | 200 kN | | |
| Presiune maxima de lucru | 350 bar | generatoare: | |
| Debit maxim de ulei | 617 l/min | Model | 600 series |
| Puterea hidraulică maxima | 360/490 kW/HP | | |
| Lubrifiere fortata | da | | |
| Greutatea dinamica exclusiva. 200TU | 3580 kg | Tip de furtun: | |
| Greutatea dinamica inclusivă. 200TU | 4880 kg | Lungimea | 45 m |
| Greutatea totala fara. 200TU si funtun | 5700 kg | Greutatea de transport (±) | 1100 kg |